



บริษัท อุดมกิจ ฟิตติ้ง วาล์ว จำกัด

UDOMKIT FITTING VALVE CO., LTD.

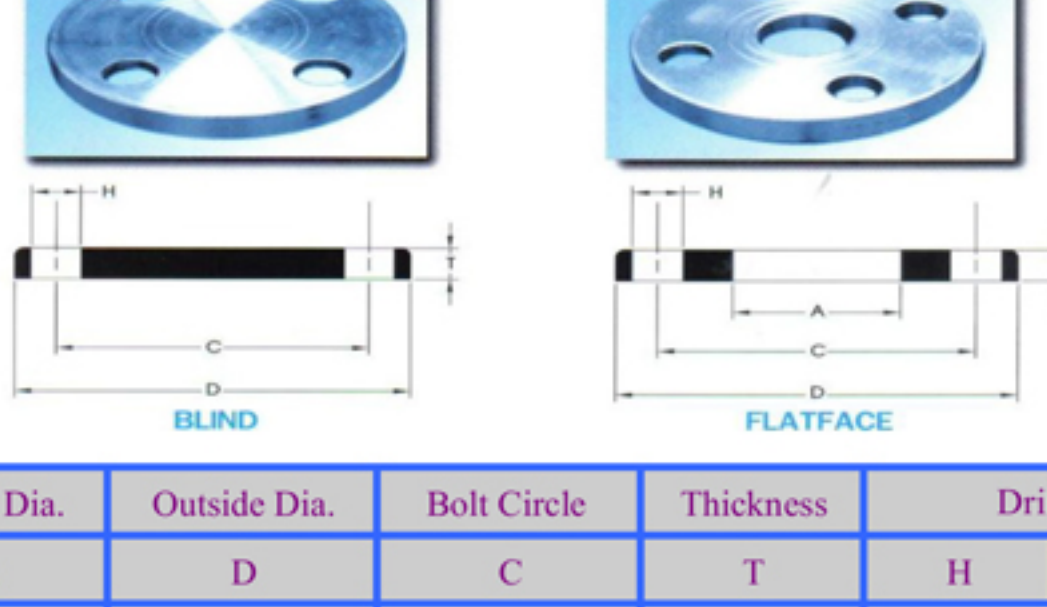
12/4 ซอยสุขสวัสดิ์ 15/1 ถนนสุขสวัสดิ์ แขวงบางปะกอก เขตราชบุรีบูรณะ กรุงเทพฯ 10140

โทร. 02-4282114 แฟกซ์ 02-4282125

E-mail : ugroups@hotmail.com Website : http://www.udomkit.com

ศูนย์รวมอุปกรณ์ ท่อ วาล์ว และวัสดุโรงงานทุกชนิด

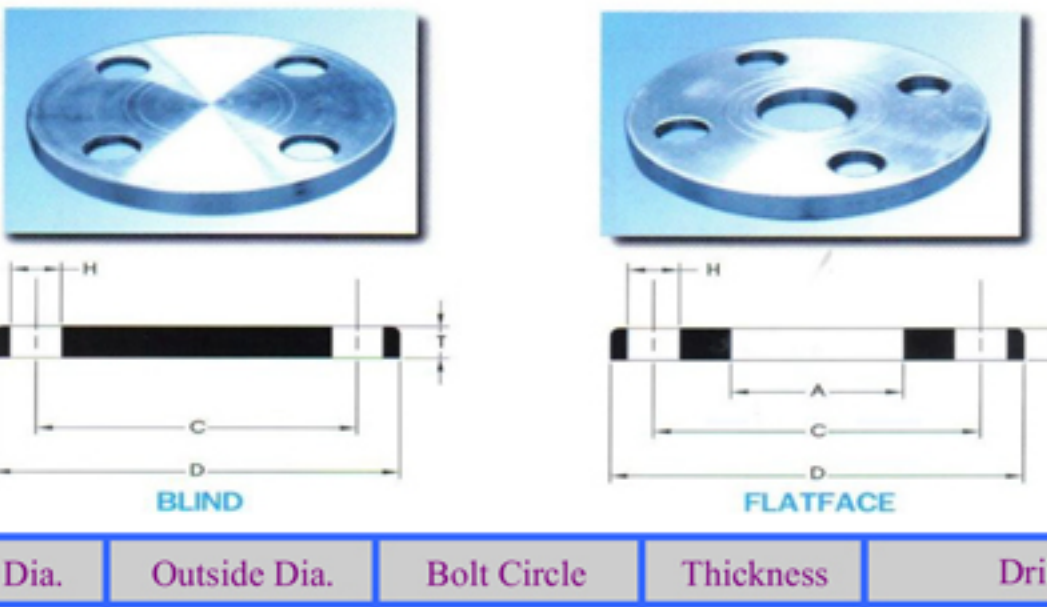
PLATE FLANGES FOR JIS 5K



Dimension (Unit : mm)

Nominal Pipe Size		Inside Dia.	Outside Dia.	Bolt Circle	Thickness	Drilling		Weight (Kg)	
in	mm	A	D	C	T	H	N	Flat Face	Blind
1/2	15	22.2	80.0	60	9	12	4	0.30	0.33
3/4	20	27.7	85.0	65	10	12	4	0.37	0.42
1	25	34.5	95.0	75	10	12	4	0.45	0.53
1.1/4	32	43.2	115.0	90	12	15	4	0.80	0.94
1.1/2	40	49.1	120.0	95	12	15	4	0.83	1.10
2	50	61.1	130.0	105	14	15	4	1.10	1.50
2.1/2	65	77.1	155.0	130	14	15	4	1.50	2.10
3	80	90.0	180.0	145	14	19	4	2.00	2.70
4	100	115.4	200.0	165	16	19	8	2.40	3.80
5	125	141.2	235.0	200	16	19	8	3.30	5.30
6	150	166.6	265.0	230	18	19	8	4.50	7.70
8	200	218.0	320.0	280	20	23	8	6.40	12.20
10	250	269.5	385.0	345	22	23	12	9.00	19.00
12	300	321.0	430.0	390	22	23	12	10.70	24.70
14	350	358.1	480.0	435	24	25	12	15.00	37.00
16	400	409.0	540.0	495	24	25	16	18.00	43.00
18	450	460.0	605.0	555	24	25	16	23.00	54.00
20	500	511.0	655.0	605	24	25	20	26.00	63.00
22	550	562.0	720.0	655	26	27	20	32.00	82.00
24	600	613.0	770.0	715	26	27	20	35.00	95.00

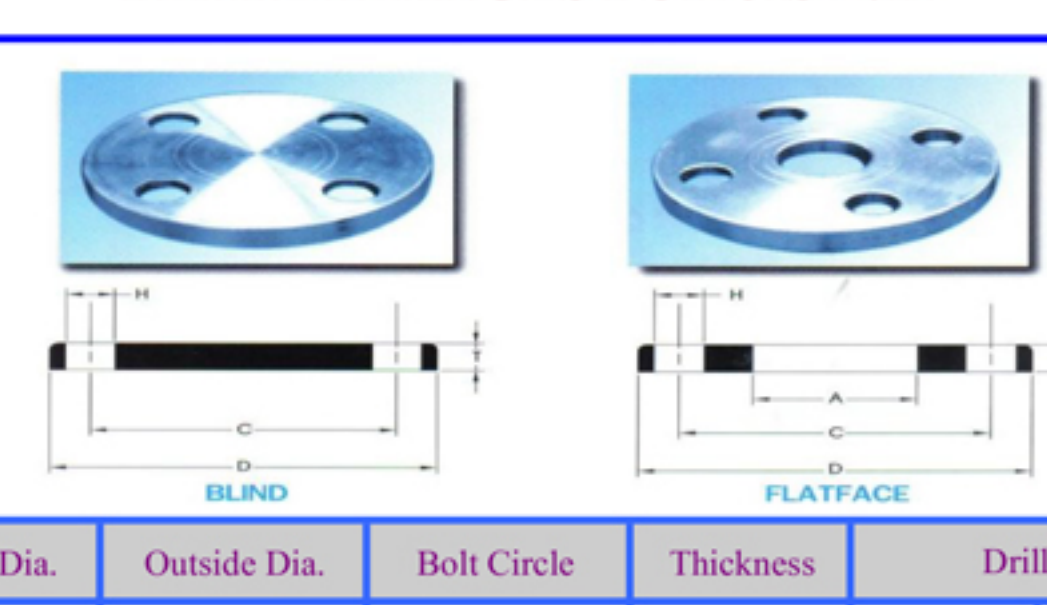
PLATE FLANGES FOR JIS 10K



Dimension (Unit : mm)

Nominal Pipe Size		Inside Dia.	Outside Dia.	Bolt Circle	Thickness	Drilling		Weight (Kg)	
in	mm	A	D	C	T	H	N	Flat Face	Blind
1/2	15	22.5	95.0	70	12	15	4	0.57	0.61
3/4	20	28	100.0	75	14	15	4	0.74	0.80
1	25	34.5	125.0	90	14	19	4	1.20	1.40
1.1/4	32	43.5	135.0	100	16	19	4	1.50	1.70
1.1/2	40	50.0	140.0	105	16	19	4	1.60	1.90
2	50	61.5	155.0	120	16	19	4	1.90	2.30
2.1/2	65	77.5	175.0	140	18	19	4	2.60	3.30
3	80	90.5	185.0	150	18	19	8	2.65	3.60
4	100	116.0	210.0	175	18	19	8	3.20	4.70
5	125	142.0	250.0	210	20	23	8	4.90	7.40
6	150	167.0	280.0	240	22	23	8	6.30	10.10
8	200	218.0	330.0	290	22	23	12	8.60	15.00
10	250	270.0	400.0	355	24	25	12	11.00	22.00
12	300	320.0	445.0	400	24	25	16	12.00	27.00
14	350	358.0	490.0	445	26	25	16	17.50	35.50
16	400	409.0	560.0	510	28	27	16	25.00	58.00
18	450	459.0	620.0	565	30	27	20	33.00	74.00
20	500	510.0	675.0	620	30	27	20	36.00	80.00
22	550	561.0	745.0	680	32	33	20	49.00	110.00
24	600	612.0	795.0	730	32	33	24	52.00	125.00


PLATE FLANGES FOR JIS 20K



Dimension (Unit : mm)

Nominal Pipe Size		Inside Dia.	Outside Dia.	Bolt Circle	Thickness	Drilling		Weight (Kg)	
in	mm	A	D	C	T	H	N	Flat Face	Blind
1/2	15	22.2	80.0	70	14	15	4	0.63	0.7
3/4	20	28.0	85.0	75	16	15	4	0.78	0.9
1	25	34.5	95.0	90	16	19	4	1.20	1.3
1.1/4	32	43.5	115.0	100	18	19	4	1.60	1.7
1.1/2	40	50.0	120.0	105	18	19	4	1.65	1.9
2	50	61.5	130.0	120	18	19	8	2.10	2.3
2.1/2	65	77.5	155.0	140	20	19	8	2.50	3.2
3	80	90.5	180.0	160	22	23	8	3.70	4.4
4	100	116.0	200.0	185	24	23	8	4.90	6.8
5	125	142.0	235.0	225	26	25	8	7.35	10.5
6	150	167.0	265.0	260	28	25	12	9.80	14.5
8	200	218.0	320.0	305	30	25	12	12.20	20.8
10	250	270.0	385.0	380	34	27	12	21.00	34.0
12	300	320.0	430.0	430	36	27	16	24.00	47.0
14	350	358.0	480.0	480	40	33	16	36.00	68.0
16	400	409.0	540.0	540	46	33	16	51.00	94.0
18	450	459.0	605.0	605	48	33	20	67.00	120.0
20	500	510.0	655.0	660	50	33	20	78.00	148.0
22	550	561.0	720.0	720	52	39	20	93.00	180.0
24	600	612.0	770.0	770	54	39	24	103.00	210.0

PLATE FLANGES FOR DIN PN 10



Dimension (Unit : mm)

Nominal Pipe Size		Inside Dia.	Outside Dia.	Bolt Circle	Thickness	Drilling		Weight (Kg)	
in	mm	A	D	C	T	H	N	Flat Face	Blind
1/2	15	22.0	95.0	65	14	14	4	0.67	0.71
3/4	20	28.0	105.0	75	16	14	4	0.93	1.01
1	25	34.5	115.0	85	16	14	4	1.11	1.23
1.1/4	32	43.5	140.0	100	16	18	4	1.62	1.81
1.1/2	40	50.0	150.0	110	16	18	4	1.85	2.09
2	50	61.5	165.0	125	18	18	4	2.46	2.88
2.1/2	65	77.5	185.0	145	18	18	4	2.99	3.65
3	80	90.5	200.0	160	20	18	8	3.60	4.61
4	100	116.0	220.0	180	20	18	8	3.99	5.65
5	125	142.0	250.0	210	22	18	8	5.39	8.13
6	150	169.0	285.0	240	22	23	8	6.57	10.44
8	200	221.0	340.0	295	24	23	8	9.25	16.48
10	250	275.0	395.0	350	26	23	12	11.87	23.99
12	300	326.0	445.0	400	26	23	12	13.69	30.73
14	350	358.0	505.0	460	28	23	16	20.44	42.56
16	400	409.0	565.0	515	32	27	16	27.68	60.68
18	450	460.0	615.0	565	32	27	20	-	71.74
20	500	511.0	670.0	620	36	27	20	-	96.40
22	-	-	-	-	-	-	-	-	-
24	600	613.0	780.0	725	40	30	24	-	145.60

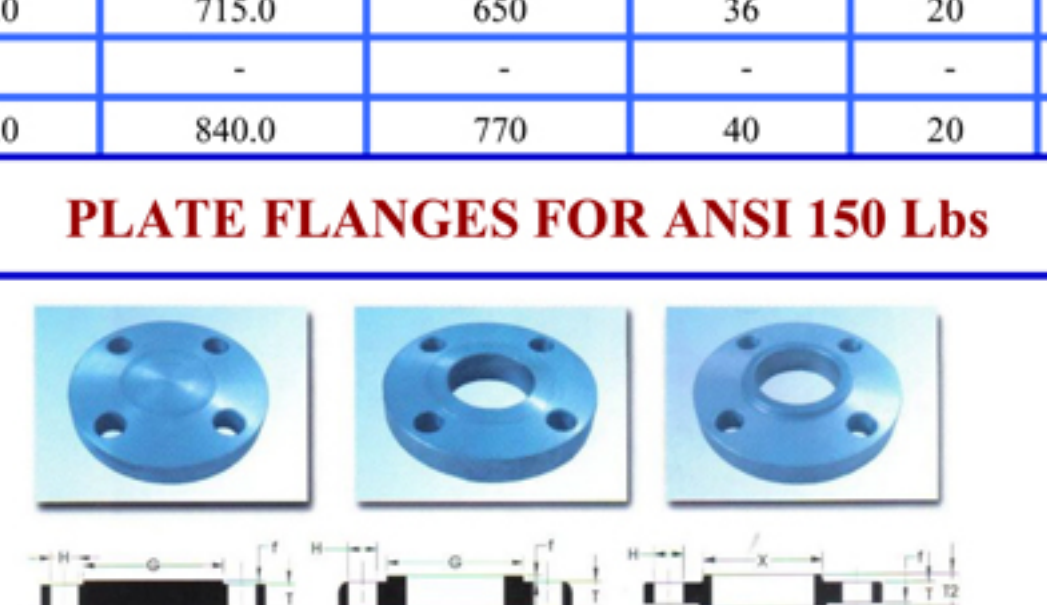
PLATE FLANGES FOR DIN PN 16



Dimension (Unit : mm)

Nominal Pipe Size		Inside Dia.	Outside Dia.	Bolt Circle	Thickness	Drilling		Weight (Kg)	
in	mm	A	D	C	T	H	N	Flat Face	Blind
1/2	15	22.0	95.0	65	14	14	4	0.37	0.71
3/4	20	28.0	105.0	75	16	14	4	0.93	1.01
1	25	34.5	115.0	85	16	14	4	1.09	1.23
1.1/4	32	43.5	140.0	100	16	18	4	1.62	1.81
1.1/2	40	50.0	150.0	110	16	18	4	1.85	2.09
2	50	61.5	165.0	125	18	18	4	2.46	2.88
2.1/2	65	77.5	185.0	145	18	18	4	2.99	3.65
3	80	90.5	200.0	160	20	18	8	3.60	4.61
4	100	116.0	220.0	180	20	18	8	3.99	5.65
5	125	142.0	250.0	210	22	18	8	5.29	8.13
6	150	169.0	285.0	240	22	23	8	6.57	10.44
8	200	221.0	340.0	295	24	23	8	7.87	16.17
10	250	275.0	395.0	355	26	27	12	12.77	24.89
12	300	326.0	460.0	410	28	27	12	16.67	35.02
14	350	358.0	520.0	470	30	27	16	23.91	47.86
16	400	409.0	580.0	525	32	30	16	30.52	63.53
18	450	460.0	640.0	585	34	20	30	-	82.09
20	500	511.0	715.0	650	36	20	33	-	108.63
22	-	-	-	-	-	-	-	-	-
24	600	613.0	840.0	770	40	20	36	-	167.62

PLATE FLANGES FOR ANSI 150 Lbs



Dimension (Unit : mm)

Nominal Pipe Size		Inside Dia.	Outside Dia.	Outside Dia of Raise Face	At Base of Hub	Bolt Circle	Thickness	Length Thru Hub	Height of Raise Face	Drilling		Weight (Kg)		
in	mm	A	D	G	X	C	T	T2	F	H	N	Flat Face	Slip-on	Blind
1/2	15	22.4	89	35.1	30.2	60.3	11.2	15.7	1.6	15.7	4	0.46	0.47	0.50
3/4	20	27.7	98	42.9	38.1	69.3	12.7	15.7	1.6	15.7	4	0.60	0.75	0.80
1	25	34.5	108	50.8	49.3	79.4	14.3	17.5	1.6	15.7	4	0.80	0.86	0.80
1.1/4	32	43.5	117	63.5	58.7	88.9	15.9	20.6	1.6	15.7	4	1.00	1.40	1.40
1.1/2	40	49.5	127	73.2	65.0	98.4	17.5	22.4	1.6	15.7	4	1.30	1.41	1.80
2	50	62.0	152	91.9	77.7	120.6	19.1	25.4	1.6	19.1	4	2.10	2.26	2.30
2.1/2	65	74.7	178	105.0	90.4	139.7	22.3	28.4	1.6	19.1	4	3.20	3.43	3.20
3	80	90.7	190	127.0	108.0	152.4	23.8	30.2	1.6	19.1	4	3.90	4.00	4.10
4	100	116.1	229	157.0	134.9	190.5	23.8	33.3	1.6	19.1	4	5.30	5.75	7.70