

TOPFLEX

SINGLE -SPHERE RUBBER EXPANSION JOINT (With Floating Flanges)



TOPFLEX Series TS and PTS are ideal in heating and air conditioning system. Series TS and PTS connectors have EPDM cover, providing excellent resistance to sunlight, ozone, oxidation and resistant to damage from dropping oil. The unit has EDDM tube, which is good for hot & cold water service and mild chemicals. The fully molded Single Sphere design provides reater flexibility, thus protecting mating flanges, especially PVC and fiberglass types. The steel flanges easily rotate on the bellows, which makes it easier to line up the bolt holes during installation when mating flanges are out of line. With a temperature rating of -20°C to 100°C, the standard sizes range from 1" to 12" I.D. can be with the working pressure at 300 psi and 228 psi, size 14" to 24" have working pressure at 150 psi.

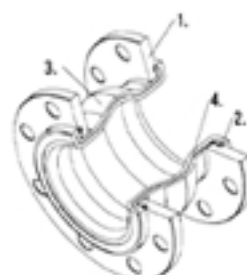
BILL OF MATERIALS

ITEM NO.	DESCRIPTION	MATERIAL
1	Flange	Mild Steel / Stainless Steel
2	Wire	Carbon Steel Wire
3	Elastomer	Synthetic Rubber (EPDM)
4	Reinforcing Fabric	Nylon cord fabric

* Optional Material Flange : Stainless Steel

TECHNICAL CONDITION

Model	TS		PTS
Size I.D.	1" -12"	14"-24"	1" -12"
Working pressure	300 PSI	150 PSI	228 PSI
Burst pressure	854 PSI	342 PSI	580 PSI
Vacuum Rating	650 mm/Hg		
Temperature	-20°C to 100°C		



1. Flange
2. Wire
3. Elastomer
4. Reinforcing Fabric

Single-Sphere

The TOPFLEX Series of single-sphere connectors (with flanges) have allowable movements to axial compression, lateral movement & angular deflections(as per the drawing).We also offer Japraness Standard & American Standard for size 1" to 24" and German standard for size 1" to 12"

ALLOWABLE MOVEMENTS

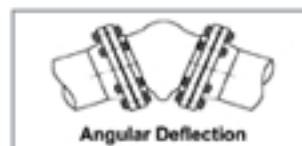
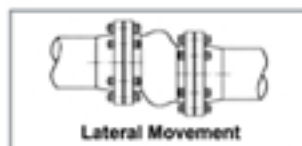
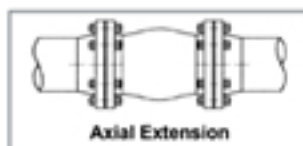
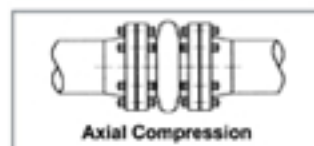


Table of Main Parameters of Normal Core Diameter, Length, Displacement Value

Normal core diameter DN		Length (L) (mm.)			Axial displacement						Lateral (mm)			Angular
(mm)	(in.)	J	A	G	Compression (mm)			Extension (mm)			J	A	G	
					J	A	G	J	A	G	J	A	G	
25	(1)	95	152.4	130	8	12.7	12	4	9.52	9	8	12.7	12	15°
32	(1.1/4)	95	152.4	130	8	12.7	12	4	9.52	9	8	12.7	12	15°
40	(1.1/2)	95	152.4	130	8	12.7	12	4	9.52	9	8	12.7	12	15°
50	(2)	105	152.4	130	8	12.7	12	5	9.52	9	8	12.7	12	15°
65	(2.1/2)	115	152.4	130	12	12.7	12	6	9.52	9	10	12.7	12	15°
80	(3)	130	152.4	130	12	15.87	12	6	9.52	9	10	12.7	12	15°
100	(4)	135	152.4	130	18	15.87	14	10	9.52	9	12	12.7	14	15°
125	(5)	170	152.4	130	18	15.87	14	10	9.52	9	12	12.7	14	15°
150	(6)	180	152.4	130	18	15.87	14	10	9.52	9	12	12.7	14	15°
200	(8)	205	152.4	130	25	15.87	14	14	9.52	9	22	12.7	14	15°
250	(10)	240	203.2	130	25	15.87	14	14	12.7	9	22	19.05	14	15°
300	(12)	260	203.2	130	25	19.05	16	14	12.7	9	22	19.05	16	15°
350	(14)	265	203.2	-	25	19.05	-	16	12.7	-	22	19.05	-	15°
400	(16)	265	203.2	-	25	19.05	-	16	12.7	-	22	19.05	-	15°
450	(18)	265	203.2	-	25	19.05	-	16	12.7	-	22	19.05	-	15°
500	(20)	265	203.2	-	25	19.05	-	16	12.7	-	22	19.05	-	15°
600	(24)	254	254	-	19	19.05	-	13	12.7	-	19	19.05	-	15°

** J = JAPANESE STANDARD, A = AMERICAN STANDARD, G = GERMAN STANDARD

NOTE :

1. Standard material is EPDM. The products are not applicable to oil. Other kinds of rubber material are optional.
2. Standard rated working pressure are 16 bars and 20 bars (up to 300 mm.) to 10 bars (for larger size than 300 mm.)
3. Applicable fluids : Air, Compressed air, water, sea water, hot water, weak acid, alkalis, etc.
4. Flange drilling : JIS, DIN, ANSI, BS and other standard drilling for your specification.